



# A D O R A

OUR BEST-SELLING, AWARD-WINNING CARAVAN RANGE HAS  
BEEN REDESIGNED TO BE COMFORTABLY BETTER, SETTING  
NEW STANDARDS FOR EASY-LIVING COMFORT AND ASSURED  
PERFORMANCE.

PREMIUM CARAVANS, WITH DISTINCTIVE ADRIA AERODYNAMIC  
SILHOUETTE AND ALL-YEAR ROUND PERFORMANCE, WITH  
FREE-FLOWING AND SPACIOUS, ELEGANT INTERIORS.

Designed around you.



A woman with long brown hair, wearing a red tank top and light pink trousers, is sitting on a grey sofa. She is looking down at a glass of purple liquid on a white coffee table in front of her. The coffee table also has a red book and a pair of glasses on it. The room has large windows with white curtains, and a bed with white pillows is visible in the background. The overall atmosphere is relaxed and modern.

Experience  
with all your senses.

DESIGNED FOR LIVING

Our caravans are carefully designed to give you a great experience when away from home, with free-flowing and spacious, elegant interiors.

Adora delivers easy-living away from home, with an all-new interior design for elegant natural light-filled living. All living spaces have been refined, bringing un-matched comfort and practicality in every detail.

- | **EXTRA-LARGE PANORAMIC WINDOW** ON MOST LAYOUTS
- | ELEGANT AND COMFORTABLE **INTERIOR DESIGN**
- | AMBIENT, LED AND TRACK **LIGHTING**
- | ORGANISED **STORAGE** THROUGHOUT
- | **BLUETOOTH® SOUND SYSTEM** WITH INTEGRATED SPEAKERS AND SUB-WOOFER **OPTION**
- | **HEATING TRUMA COMBI** AS STANDARD OR CHOOSE ALDE. ELECTRIC FLOOR HEATING **OPTION**
- | **AIR-CONDITIONING** **OPTION**









## DESIGNED FOR LIVING

Experience the **contemporary living spaces**.

The **living room** offers space and features a comfortable sofa with elegant reclinable cushion backrests for superb back support and adjustable, storable table for easy additional bed set up.

- | **CONTEMPORARY** FURNITURE STYLE AND PROFILES
- | OVERHEAD CUPBOARDS AND UNDER-SEAT STORAGE
- | SEATING WITH **RECLINABLE CUSHION BACKRESTS** FOR **BACK SUPPORT**
- | **ADJUSTABLE TABLE** WITH MARBLE-STYLE DESIGN



Inspired **kitchen** with durable marble-style worktop, stove-top and sink design, push-lock large capacity drawers and high-quality appliances, with black details.

Everything is in the right place for food and drink preparation and for entertaining.

- | KITCHEN WITH **STOVE-TOP AND SINK**
- | **COMPRESSOR FRIDGE (150 L)** ON ALL MODELS
- | BLACK ACCENT DETAILS
- | **OVEN** OPTIONAL; LAYOUT DEPENDENT



Master **bedroom** with all formats of bed, for a great night's sleep, featuring high easy-access beds, with Premium Evopore® mattresses (even on bunk-beds where fitted).

Controllable lighting and storage for personal things.

- | PREMIUM EVOPORE® MATTRESSES AS STANDARD
- | HIGHER EASY ACCESS BEDS FOR COMFORT, WITH STORAGE BELOW
- | HEADBOARD DESIGN IN TEXTILE
- | TWIN BEDS, SINGLE BEDS AND LAYOUTS WITH KIDS AND TEEN BED SOLUTIONS







Daily rituals are a pleasure, with a well-lit and ventilated bathroom, designed for space and comfort.

**Bathroom** design, maximises the space, features a shower, toilet and fold-away wash basin, with good lighting, mirror and storage.

| SINK WITH BLACK FAUCET, ILLUMINATED MIRROR

| MARBLE-STYLE COUNTERTOP

| ALDE SHOWER TOWER

| MULTIFUNCTIONAL PROFILES, SHELVES AND POCKET STORAGE





**Inspired solutions** throughout for a more comfortable and organised experience.

## Be comfortable

### LIGHTING

Versatile lighting, includes LED, spot lights and ambient lights.

### PREMIUM EVOPORE® MATTRESSES

Featuring Tencel® covers, provide great support with high-resistance foam construction, easy-care fabrics and natural protection against odours, bacteria and static; even on bunk-beds (specific layouts).

### ORGANISATION

Beautifully organised storage with large cupboards, wardrobes and innovative solutions in all living spaces.

### SEATING

Relax with comfortable, supportive seating with multifunctional back/headrests for extra comfort.





## Be in control

### MULTIMEDIA

Advanced easy-to-use digital control panel; TV point and holder and multiple USB ports. Optional Bluetooth® sound system with hidden speakers and sub-woofer.

### ADRIA MACH FOR AN EASIER LIFE.

Our smart control mobile application enables you to manage key vehicle functions from the convenience of your smart phone tablet.

**MACH PLUS** <sup>OPTION</sup> (local and remote control and monitoring of key functions plus access to interactive user manuals, mobile office and wi-fi hotspot features. Includes tyre pressure sensor for additional safety.

Discover more at [www.adria-mobil.com/MACH](http://www.adria-mobil.com/MACH)





A man and a woman are standing in the foreground, looking towards the left. The woman is wearing a dark green jacket and the man is wearing a light blue button-down shirt. Behind them is a white Adria motorhome parked on a gravel surface. The motorhome has a large curved window and a black roof rack. The background shows a body of water and a cloudy sky.

Performance and  
comfort all year round.

DESIGNED TO PERFORM

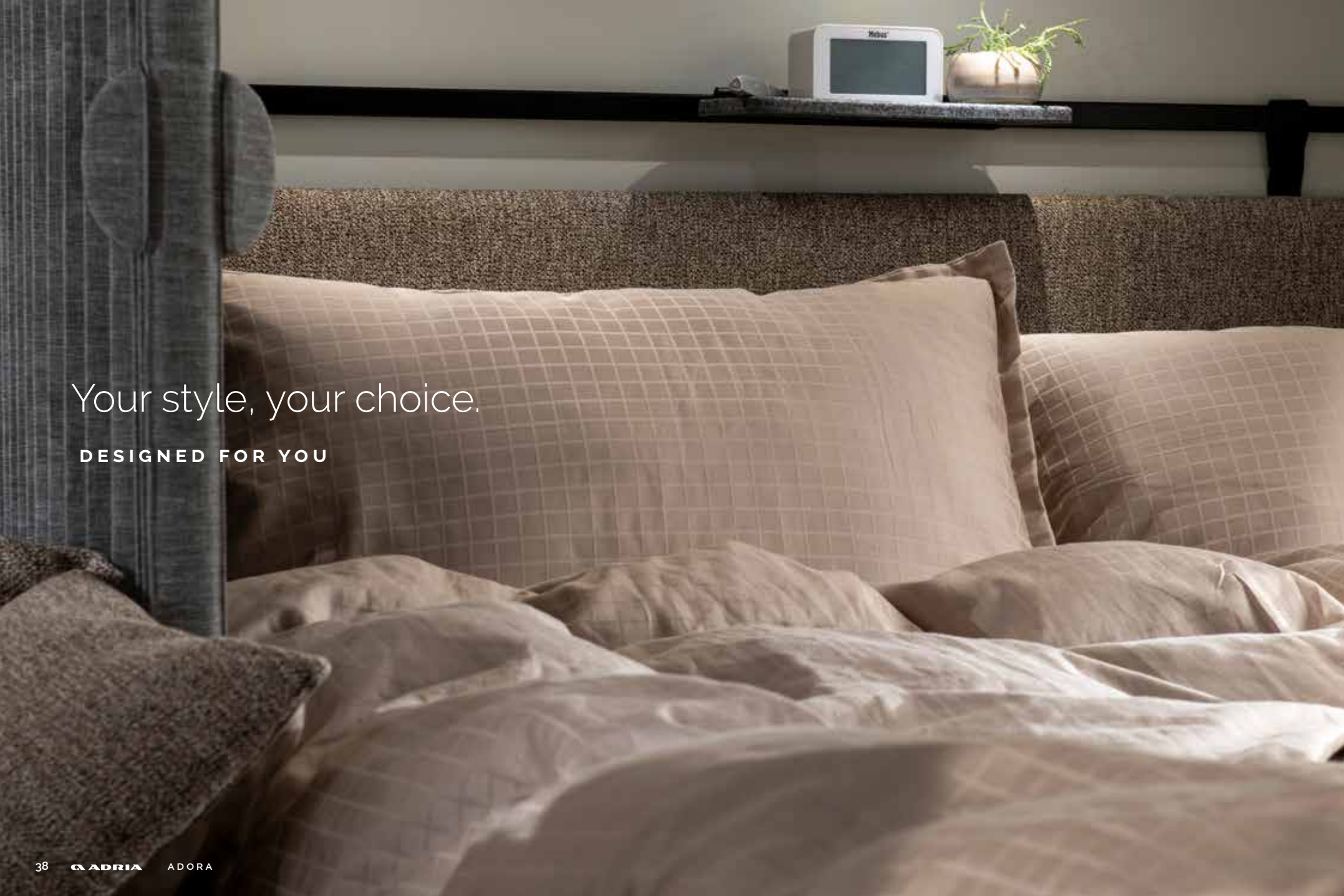
**Inspired design** with detailed construction improvements with the GFK body enhanced by composite slats to the walls, PVC slats around the windows, an XPS roof and floor core with polyester layer. The result is added strength, durability and a more assured all round performance.

Featuring aerodynamic profile and **Adria signature features**, for easier and more efficient towing.

- | **NEW GENERATION EXTERIOR** WITH AERODYNAMIC, ELEGANT DESIGN
- | **AIR-DIFFUSERS** AID TOWING EFFICIENCY
- | **REAR WALL DESIGN** WITH FULL LED MULTIFUNCTIONAL LIGHTS
- | **PERFORMANCE CHASSIS** FOR EASIER, SAFER TOWING
- | **AKS STABILIZER COUPLING**
- | **ADRIA ALLOY WHEELS** 14" AND 15" WITH CONTINENTAL® TYRES
- | **PANORAMIC WINDOW** ON MOST LAYOUTS
- | **WIDE ENTRANCE DOOR** AND DOUBLE-GLAZED FLAT WINDOWS
- | **METAL HANDLES** FOR EASY MANOEUVRING
- | **HIGH VOLUME STORAGE** FOR GAS BOTTLE AND MORE
- | **NEW SILHOUETTE LED LIGHTING** OPTION
- | **INTEGRATED TENT PROFILE** FOR OUTDOOR LIVING







Your style, your choice.

DESIGNED FOR YOU

## DETAILS MAKE THE DIFFERENCE

A selection of high-quality textiles and cushion sets to complement the vehicle and your personal styling.

### TEXTILES



AMELIA STANDARD



ISABELLA



LUNA

### CUSHIONS



BEIGE EUPHONY



PASTEL BLOOMS



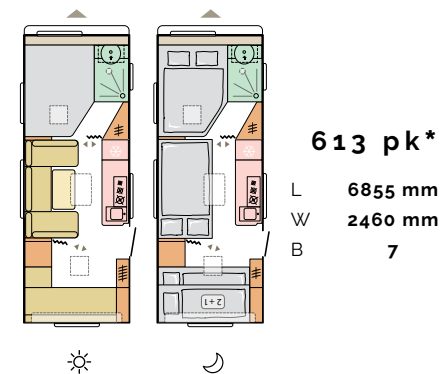
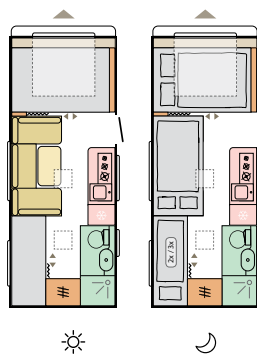
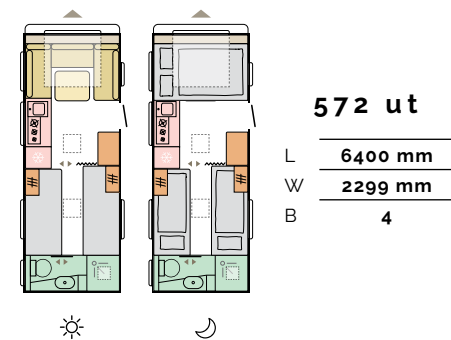
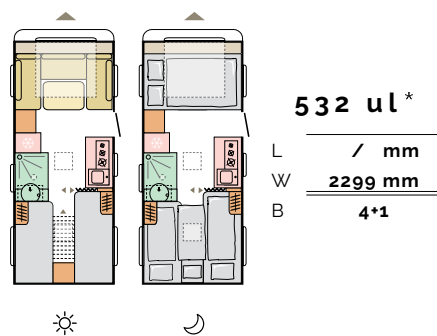
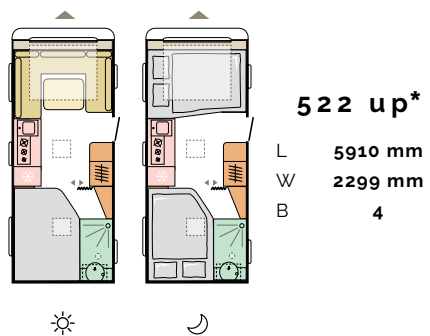
GRACEFUL FROST

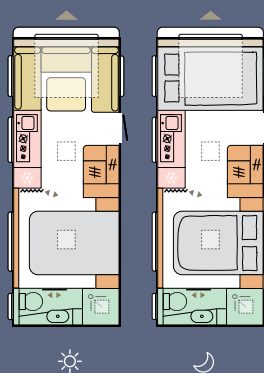
### BLANKET



100 % MERINO WOOL

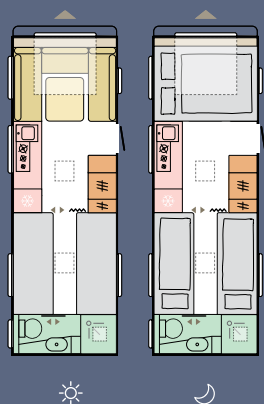






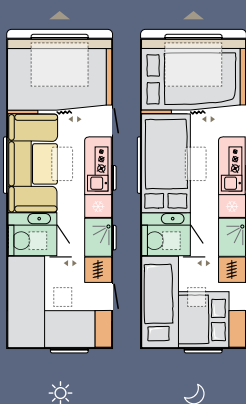
### 613 UT

L	6855 mm
W	2460 mm
B	4



### 663 UT\*

L	/ mm
W	2460 mm
B	4



### 673 PK

L	7402 mm
W	2460 mm
B	7



## TECHNICAL DATA

For detailed specification and technical data please visit our website [www.adria-mobil.com](http://www.adria-mobil.com)

Here you will find our product configurator, individual model specifications, layouts and more technical details. Note some features may not be available on all models.