

ALPINA

Designed for peak performance.



MEET
THE NEW
GENERATION



INSPIRED
DESIGN



SIGNATURE
FEATURES



HOME-STYLE
FEELING



CONTEMPORARY
LIVING SPACES



INSPIRED
SOLUTIONS

ALPINA

Our premium high-performance, all-seasons caravan. Distinctive Adria aerodynamic silhouette and extra-large in-line panoramic window (on most layouts). Durable 'Comprex' body construction, performance chassis and insulation and Alde heating. Feel inspired and at home in the elegant and contemporary living spaces.

Designed for peak performance.



583 LP

613 UT

663 HT

663 PT

663 UK

753 HK

753 UP

763 UK

903 HT

903 HT Comfort

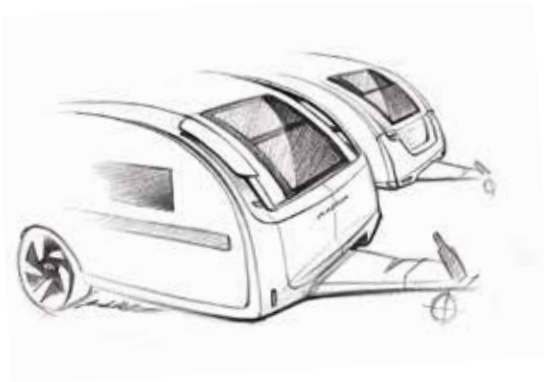


Adria MACH smart
control mobile app.



INSPIRED DESIGN

Inspired design for peak performance, practicality and comfort.



Exterior features

- 1 EXTERIOR DESIGN**, aerodynamic, for clean and elegant style.
- 2 REAR WALL DESIGN**, with multi-functional full LED lights.
- 3 PANORAMIC WINDOW**, in-line wide design, on most layouts.
- 4 PERFORMANCE CHASSIS** from AL-KO and Knott. AKS and ATC available.
- 5 INNOVATIVE WIND DIFFUSERS**, for more efficient towing.
- 6 WIDE ENTRANCE DOOR** and double-glazed 'flat' tinted windows.
- 7 HIGHER VOLUME STORAGE** and integrated handles.
- 8 INTEGRATED TENT PROFILE** with optional LED silhouette light.





SIGNATURE FEATURES

Exclusive Alpina signature features for high-performance adventures.



IN-LINE PANORAMIC WINDOW

Our in-line design brings light and the feeling of space for 'atrium-style living'. Includes integrated shading and ventilation features.



LED LIGHTS

Full LED multifunctional rear lights for automotive style and functionality.



AERODYNAMIC WIND DIFFUSERS

This innovative feature, aids wind diffusion, look stylish and help towing efficiency.



PERFORMANCE CHASSIS

AL-KO and Knott chassis for secure and stable towing, both with stabiliser coupling and optional trailer control system. AL-KO on single axle and Knott on double-axle caravans.



AL-KO **KNOTT**

LED SILHOUETTE LIGHTS

Optional unique LED silhouette lights to brighten up your evening outdoors.



EXTERIOR GRAPHICS

Automotive style graphics, with familiar Adria lines, premium finishes and chrome badges.





HOME-STYLE FEELING

A feeling of home with elegant interiors and a special home-style ambiance.



- Intuitive light management for ambiance control.

- Extra-large panoramic window (most layouts).

- High quality sound system with Bluetooth® amplifier.

- Organized storage with dedicated spaces for personal items.

- Adria Alde heating.



VIEW
ONLINE

Discover 360° walkthroughs, layouts, specification technical data and our product configurator at www.adria-mobil.com

Interior features



I. Home-style interior design for atrium-style living.

II. Comfortable bed solutions with quality sprung mattresses.

III. Adria Digital controller, sound system, Bluetooth® amplifier & USB ports.

IV. Contemporary living spaces with outstanding comfort.

V. Kitchen design with great style, storage and best appliances.

VI. Elegant bathroom design with Alde Tower for comfort.

VII. Adria Alde heating, integrated design, with no cold-spots.





CONTEMPORARY LIVING SPACES

Everything is designed for the ultimate holiday living experience.



LIVING ROOM

The large panoramic window means 'atrium-style' living, with natural light, controllable shading and ventilation, with easy-to-open spring hinges.

- Living room beneath large panoramic window.
- Dinette with comfortable seating, adjustable headrests.
- Concave overhead cupboards, strong hinges and smart storage solutions.
- Home-style TV cabinet.
- Re-chargeable light for indoor-outdoor use.





KITCHEN

The home-style design is inspired by the best home kitchens.

- Elegant design with premium chrome details.
- Large working surface and real wood chopping board.
- High loading capacity drawers and smart storage profiles.
- High quality appliances.



BATHROOM

Elegant bathroom with extra space, lighting and plenty of storage.

- Large volume sink.
- Alde Tower for warmth and comfort.
- Storage for personal things.
- Mirror with ambient light.





A choice of layouts designed for the way you want to live, including unique layouts for large families and groups.

Featured Layout: **Alpina 663 PT** with exclusive compact panoramic door for indoor-outdoor living.



BEDROOM

Bedroom designs, with all formats of bed, for a great night's sleep.

- Quality sprung beds in many formats.
- Luxury mattresses, with cold-foam for extra comfort.
- Controllable lighting, with intuitive light panel.
- Elegant storage solutions.





INSPIRED SOLUTIONS

Innovative new solutions for inspired living all-year round.

STORAGE

Easy access gas storage outside, with Smart boxes available. Inside, large volume concave design cupboards. Large wardrobe design and multi-purpose kitchen storage, including large capacity drawers and utensils track. Smart storage for personal items too.



LIGHTING

Intuitive light management.



A L P I N A

MULTIMEDIA

Enjoy more connected living, with Adria digital control panel and a range of multimedia solutions including high-quality sound system with hidden speakers, Bluetooth® amplifier, TV point and holder, and multiple USB ports.



ADRIA MACH



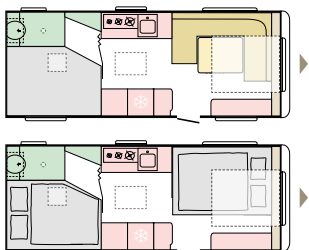
MACH smart control mobile application as standard. MACH Plus available as option.

EXCLUSIVE LOUNGE SEAT

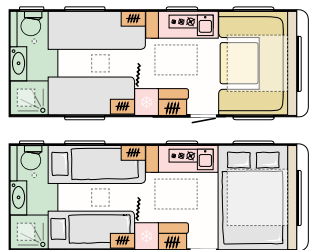
Inspired seating design, adjustable and comfortable (option, layout dependent).

ALPINA LAYOUTS

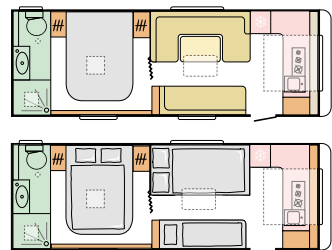
583 LP
L 6510 (mm)
W 2460 (mm) | 4



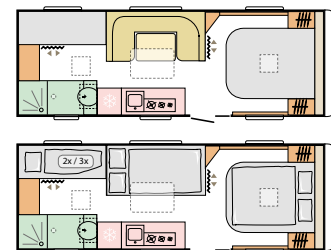
613 UT
L 6860 (mm)
W 2460 (mm) | 4



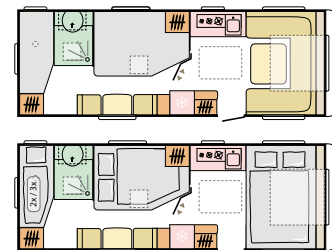
663 HT
L 7347 (mm)
W 2460 (mm) | 5



663 PT
L 7348 (mm)
W 2460 (mm) | 6+1 opt.



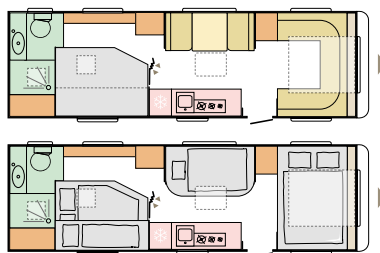
663 UK
L 7339 (mm)
W 2460 (mm) | 6+1 opt.



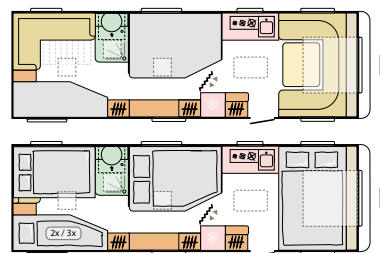
753 HK
L 8175 (mm)
W 2460 (mm) | 6+1 opt.



753 UP
L 8175 (mm)
W 2460 (mm) | 6



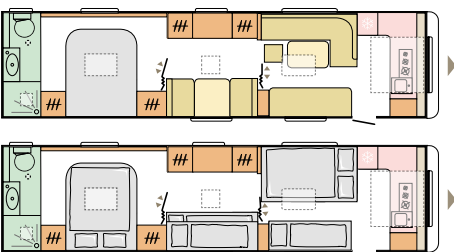
763 UK
L 8330 (mm)
W 2460 (mm) | 8+1 opt.



903 HT
L 9637 (mm)
W 2460 (mm) | 9



903 HT Comfort
L 9637 (mm)
W 2460 (mm) | 7



MORE
TECH
INFO

WWW.ADRIA-MOBIL.COM

KEY features

- Aerodynamic exterior design with integrated features.
- Comprex body, AL-KO or Knott chassis, with coupling stabilizer.
- Exclusive rear wall design with multifunctional full LED lights.
- Integrated wind diffusers, handles, tent profile, storage and lights.
- Extra-large in-line wider panoramic window on most layouts.
- Wide entrance door and double-glazed 'flat' tinted windows.
- Elegant interior design, with contemporary living spaces.
- Comfortable bed formats with real sprung mattresses.
- Adria digital panel, sound system, Bluetooth® amplifier & USB ports.
- Living and dining area, with outstanding comfort.
- Kitchen home-style design with great storage and best appliances.
- Elegant bathroom design with Alde Tower.
- Adria Alde heating system.
- Adria MACH.

KEY options

- MACH Plus.
- AL-KO or Knott trailer control system.
- LED silhouette lights.
- Lounge seat.

SOFT furnishings

Selection of textiles and decorative cushion sets.

Discover more at www.adria-mobil.com

TEXTILE selection

URBAN GREYS (standard)



BLUE CRYSTALS




CHESTNUT GROW




LEATHER CHARLES




DREAM HARMONY




SUMMER VIBES



BROWNIES



GREY PLANET



MYSTIC GARDEN



WARM BROWNS

