

Designed around you.



MEET
THE NEW
GENERATION



INSPIRED
DESIGN



SIGNATURE
FEATURES



HOME-STYLE
FEELING



CONTEMPORARY
LIVING SPACES



INSPIRED
SOLUTIONS

ADORA

The award-winning, new generation Adora, our best-selling caravan. Aerodynamic caravans, with distinctive Adria silhouette, extra-large in-line panoramic window and smart storage. Feel inspired and at home in the elegant and contemporary living spaces.

Designed around you.



472 UP

502 UL

522 UP

542 UL

572 UT

573 PT

593 UK

593 UP

613 HT

613 PK Classic

613 PK

613 UL

613 UT

673 PK

753 UK

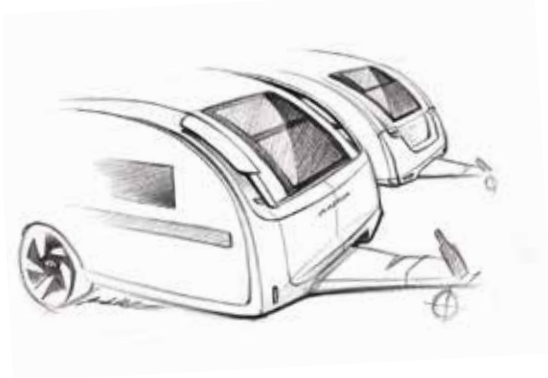


Adria MACH smart control mobile app.



INSPIRED DESIGN

Inspired aerodynamic, clean design exterior and contemporary interiors.



Exterior features

- 1 EXTERIOR DESIGN**, aerodynamic, for clean and elegant style.
- 2 REAR WALL DESIGN**, with multi-functional full LED lights.
- 3 PANORAMIC WINDOW**, in-line wide design, on most layouts.
- 4 PERFORMANCE CHASSIS FROM AL-KO** with AKS stabiliser.
- 5 INNOVATIVE WIND DIFFUSERS**, for more efficient towing.
- 6 WIDE ENTRANCE DOOR** and double-glazed 'flat' tinted windows.
- 7 HIGHER VOLUME STORAGE**, tent profile and integrated handles.
- 8 ALLOY WHEELS** and Continental tyres.



European Innovation Award winner for exterior design.



SIGNATURE FEATURES

Exclusive Adora signature features.



IN-LINE PANORAMIC WINDOW

Our in-line design brings light and the feeling of space for 'atrium-style living'. Includes integrated shading and ventilation features.



LED LIGHTS

Full LED multifunctional rear lights for automotive style and functionality.



AERODYNAMIC WIND DIFFUSERS

This innovative feature, aids wind diffusion, look stylish and help towing efficiency.



PERFORMANCE CHASSIS

AL-KO chassis with AKS stabiliser coupling and optional ATC trailer control system. Lightweight Vario X chassis on selected models.



ADRIA MACH

Features Adria MACH smart control mobile application.



EXTERIOR GRAPHICS

Automotive style graphics, with familiar Adria lines.



HOME-STYLE FEELING



•
Lighting system for controllable
ambiance.

•
Extra-large panoramic window
(most models).

•
Sound system with integrated
hidden speakers.

•
Organized storage with dedicated
spaces for personal item.

•
Heating by Truma and Alde.



VIEW
ONLINE

Discover 360° walkthroughs,
layouts, specification technical data
and our product configurator at
www.adria-mobil.com

Interior features



I. Home-style interior design for atrium-style living.

II. Choice of comfortable bed formats, Evopore® mattresses.

III. Adria digital panel, sound system, Bluetooth® amplifier & USB ports.

IV. Contemporary living spaces with outstanding comfort.

V. Kitchen design with great storage and best appliances.

VI. Ergo bathroom design with innovative optional storage solutions.

VII. Alde or Truma heating, plus optional electrical floor heating.





CONTEMPORARY LIVING SPACES

Everything is designed around the way you want to live.



LIVING ROOM

The large panoramic window means 'atrium-style' living, with natural light, controllable shading and ventilation.

- Living room beneath large panoramic window.
- Dinette with comfortable seating.
- Easy additional bed set up.
- A durable, light weight put away table.
- Head rests for extra comfort.



KITCHEN

The home-style design is inspired by the best home kitchens.

- Elegant concave cupboards with more volume.
- High loading capacity drawers.
- Multifunctional hanging profile.
- High quality appliances.



BATHROOM

Our Ergo bathroom with extra space, lighting and plenty of storage.

- Practical fold-away sink.
- Efficient draining and serviceability.
- Storage for personal things.
- Controllable lighting.





FEATURED LAYOUT:
ADORA 613 PK

Adora 613 PK especially for families, for 2 adults and 1-3 kids, all with 2m beds. Brilliant for guests too thanks to the Adria Exclusive Design® additional rear living accommodation, which is also great day rest or play space under the rear panoramic window, includes 2 TV points.



BEDROOM

Bedroom designs, with all formats of bed, for a great night's sleep.

- High, easy-accessible beds.
- Evopore® mattress.
- Controllable lighting.
- Storage for personal things.



INSPIRED SOLUTIONS

Innovative new solutions for inspired living and maximum permitted weight loading as standard.



ADRIA MACH



MACH smart control application pre-installation as standard. MACH and MACH Plus available as option.

MULTIMEDIA

Enjoy more connected living, with new digital control panel and a range of multimedia solutions including high-quality sound system with hidden speakers, Bluetooth® amplifier, TV point and holder, and multiple USB ports.




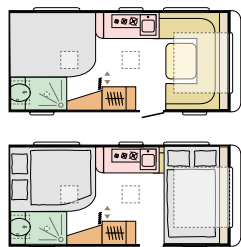
STORAGE


More storage than you'd think possible. External gas bottle storage. Inside, large volume concave design cupboards. Large wardrobe design and multi-purpose kitchen and bathroom storage, including innovative removable storage solutions.

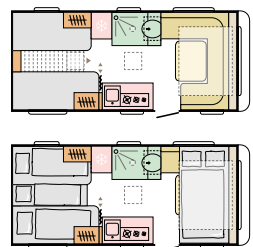


ADORA LAYOUTS

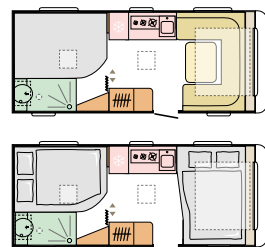
472 UP
 L 5385 (mm) | 
 W 2299 (mm) | 4



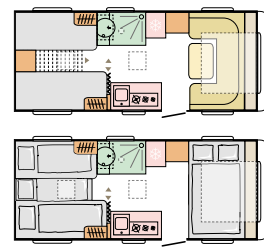
502 UL
 L 5725 (mm) | 
 W 2299 (mm) | 5




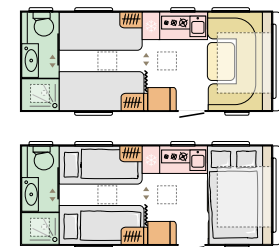
522 UP
 L 5910 (mm) | 
 W 2299 (mm) | 4




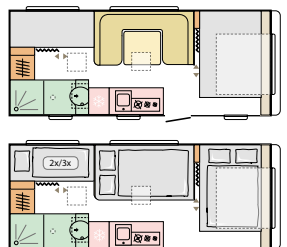
542 UL
 L 6150 (mm) | 
 W 2299 (mm) | 5



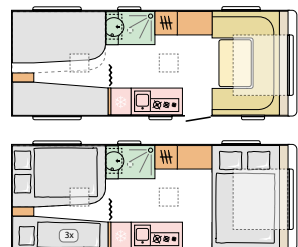
572 UT
 L 6400 (mm) | 
 W 2299 (mm) | 4



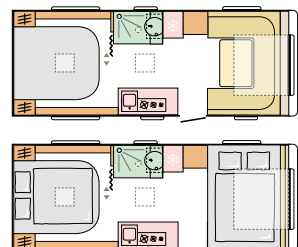
573 PT
 L 6365 (mm) | 
 W 2460 (mm) | 6+1 opt.



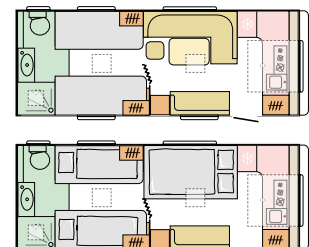
593 UK
 L * (mm) | 
 W 2460 (mm) | 7




593 UP
 L 6645 (mm) | 
 W 2460 (mm) | 4




613 HT
 L 6855 (mm) | 
 W 2460 (mm) | 4




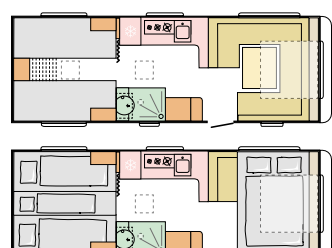
613 PK Classic 
 L 6855 (mm) |
 W 2460 (mm) | 7





613 PK
 L 6855 (mm) | 
 W 2460 (mm) | 7



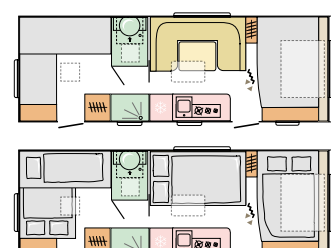
613 UL
 L 6827 (mm) | 
 W 2460 (mm) | 5




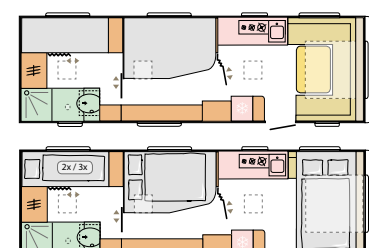
613 UT
 L 6856 (mm) | 
 W 2460 (mm) | 4



673 PK
 L 7402 (mm) | 
 W 2460 (mm) | 7



753 UK
 L 8182 (mm) | 
 W 2460 (mm) | 6+1 opt.



* in homologation process

L = LENGTH W = WIDTH

 NUMBER OF BERTHS

 KITCHEN  TABLE  SEATING AREA  WARDROBE  BERTHS  BATHROOM  FLOOR

KEY features

- Exterior design with clean forms and integrated features.
- GFK body construction, AL-KO chassis, AKS stabiliser coupling.
- Exclusive rear wall design with multifunctional full LED lights.
- Integrated wind diffusers, handles, tent profile, storage and lights.
- Extra-large in-line wider panoramic window on most layouts.
- Wide entrance door and doubleglazed 'flat' tinted windows.
- Interior design, with contemporary living spaces.
- Choice of comfortable bed formats, with Evopore® mattresses.
- Adria digital panel, sound system, Bluetooth® amplifier & USB ports.
- Living and dining area, with outstanding comfort.
- Kitchen design with great storage and best appliances.
- Ergo bathroom design with innovative storage solutions.
- Alde or Truma heating, plus optional electrical floor heating.
- Couple, family, teenager and child friendly layouts.
- Adria MACH pre-installation.

KEY options

- MACH and MACH Plus.
- AL-KO ATC trailer control system.
- Innovative optional storage solutions.

SOFT furnishings

Selection of textiles and decorative cushion sets.

Discover more at www.adria-mobil.com

TEXTILE selection

MISTY ROSE (standard)



DARK ALMONDS



STONE ISLAND




MORGAN




LEATHER CHARLES




DREAM HARMONY




SUMMER VIBES



BROWNIES



GREY PLANET



MYSTIC GARDEN



WARM BROWNS

