

Designed for peak performance.



MEET  
THE NEW  
GENERATION



INSPIRED  
DESIGN



SIGNATURE  
FEATURES



HOME-STYLE  
FEELING



CONTEMPORARY  
LIVING SPACES



INSPIRED  
SOLUTIONS

# ALPINA

Our premium high-performance, all-seasons caravan. Distinctive Adria aerodynamic silhouette and extra-large in-line panoramic window (on most layouts). Durable 'Comprex' body construction, performance chassis and insulation and Alde heating. Feel inspired and at home in the elegant and contemporary living spaces.

*Designed for peak performance.*



583 LP

613 UT

663 HT

663 PT

663 UK

753 HK

753 UP

763 UK

903 HT

903 HT Comfort

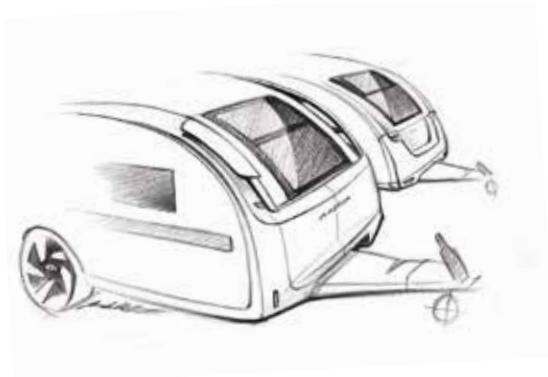


Adria MACH smart control mobile app.



**INSPIRED DESIGN**

Inspired design for peak performance, practicality and comfort.



Exterior features

- 1 EXTERIOR DESIGN**, aerodynamic, for clean and elegant style.
- 2 REAR WALL DESIGN**, with multi-functional full LED lights.
- 3 PANORAMIC WINDOW**, in-line wide design, on most layouts.
- 4 PERFORMANCE CHASSIS** from AL-KO and Knott. AKS and ATC available.
- 5 INNOVATIVE WIND DIFFUSERS**, for more efficient towing.
- 6 WIDE ENTRANCE DOOR** and double-glazed 'flat' tinted windows.
- 7 HIGHER VOLUME STORAGE** and integrated handles.
- 8 INTEGRATED TENT PROFILE** with optional LED silhouette light.





**SIGNATURE FEATURES**

Exclusive Alpina signature features for high-performance adventures.



**IN-LINE PANORAMIC WINDOW**

Our in-line design brings light and the feeling of space for 'atrium-style living'. Includes integrated shading and ventilation features.




**LED LIGHTS**

Full LED multifunctional rear lights for automotive style and functionality.



**AERODYNAMIC WIND DIFFUSERS**

This innovative feature, aids wind diffusion, look stylish and help towing efficiency.



**PERFORMANCE CHASSIS**

AL-KO and Knott chassis for secure and stable towing, both with stabiliser coupling and optional trailer control system. AL-KO on single axle and Knott on double-axle caravans.



**AL-KO KNOTT**

**LED SILHOUETTE LIGHTS**

Optional unique LED silhouette lights to brighten up your evening outdoors.



**EXTERIOR GRAPHICS**

Automotive style graphics, with familiar Adria lines, premium finishes and chrome badges.





### HOME-STYLE FEELING

A feeling of home with elegant interiors and a special home-style ambiance.



- Intuitive light management for ambiance control.
- Extra-large panoramic window (most layouts).
- High quality sound system with Bluetooth® amplifier.
- Organized storage with dedicated spaces for personal items.
- Adria Alde heating.



VIEW ONLINE

Discover 360° walkthroughs, layouts, specification technical data and our product configurator at [www.adria-mobil.com](http://www.adria-mobil.com)

## Interior features



**I.** Home-style interior design for atrium-style living.

**II.** Comfortable bed solutions with quality sprung mattresses.

**III.** Adria Digital controller, sound system, Bluetooth® amplifier & USB ports.

**IV.** Contemporary living spaces with outstanding comfort.

**V.** Kitchen design with great style, storage and best appliances.

**VI.** Elegant bathroom design with Alde Tower for comfort.

**VII.** Adria Alde heating, integrated design, with no cold-spots.

**Alde**



**CONTEMPORARY LIVING SPACES**

Everything is designed for the ultimate holiday living experience.



**LIVING ROOM**

The large panoramic window means ‘atrium-style’ living, with natural light, controllable shading and ventilation, with easy-to-open spring hinges.

- Living room beneath large panoramic window.
- Dinette with comfortable seating, adjustable headrests.
- Concave overhead cupboards, strong hinges and smart storage solutions.
- Home-style TV cabinet.
- Re-chargeable light for indoor-outdoor use.





## KITCHEN

The home-style design is inspired by the best home kitchens.

- Elegant design with premium chrome details.
- Large working surface and real wood chopping board.
- High loading capacity drawers and smart storage profiles.
- High quality appliances.

## BATHROOM

Elegant bathroom with extra space, lighting and plenty of storage.

- Large volume sink.
- Alde Tower for warmth and comfort.
- Storage for personal things.
- Mirror with ambient light.







A choice of layouts designed for the way you want to live, including unique layouts for large families and groups.

Featured Layout: **Alpina 663 PT** with exclusive compact panoramic door for indoor-outdoor living.



## BEDROOM

Bedroom designs, with all formats of bed, for a great night's sleep.

- Quality sprung beds in many formats.
- Luxury mattresses, with cold-foam for extra comfort.
- Controllable lighting, with intuitive light panel.
- Elegant storage solutions.





**INSPIRED SOLUTIONS**

Innovative new solutions for inspired living all-year round.

**STORAGE**

Easy access gas storage outside, with Smart boxes available. Inside, large volume concave design cupboards. Large wardrobe design and multi-purpose kitchen storage, including large capacity drawers and utensils track. Smart storage for personal items too.



**LIGHTING**

Intuitive light management.



**MULTIMEDIA**

Enjoy more connected living, with Adria digital control panel and a range of multimedia solutions including high-quality sound system with hidden speakers, Bluetooth® amplifier, TV point and holder, and multiple USB ports.



**ADRIA MACH**




MACH smart control mobile application as standard. MACH Plus available as option.

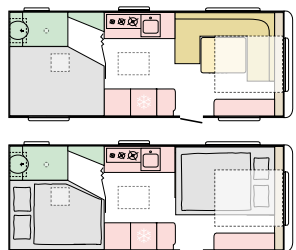
**EXCLUSIVE LOUNGE SEAT**


Inspired seating design, adjustable and comfortable (option, layout dependent).

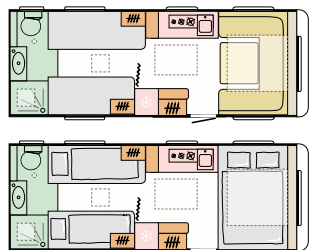


# ALPINA LAYOUTS

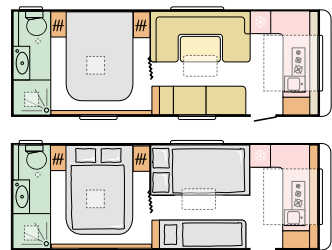
**583 LP**  
 L 6510 (mm) |   
 W 2460 (mm) | 4




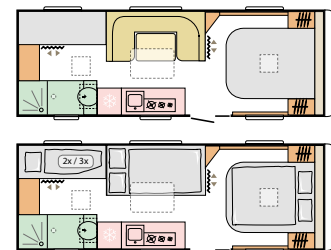
**613 UT**  
 L 6860 (mm) |   
 W 2460 (mm) | 4




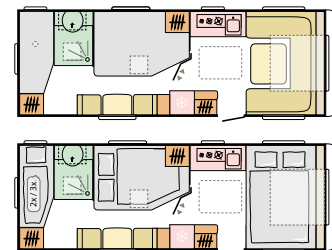
**663 HT**  
 L 7347 (mm) |   
 W 2460 (mm) | 5



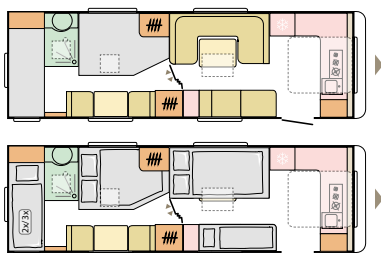
**663 PT**  
 L 7348 (mm) |   
 W 2460 (mm) | 6+1 opt.



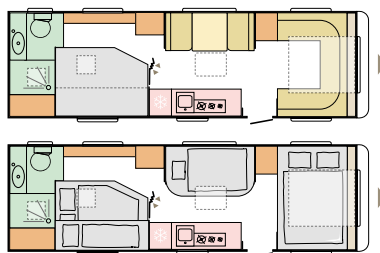
**663 UK**  
 L 7339 (mm) |   
 W 2460 (mm) | 6+1 opt.




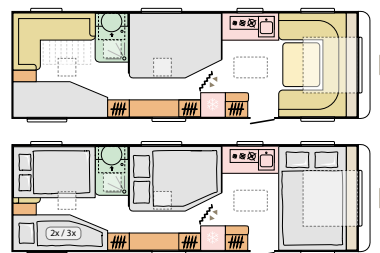
**753 HK**  
 L 8175 (mm) |   
 W 2460 (mm) | 6+1 opt.



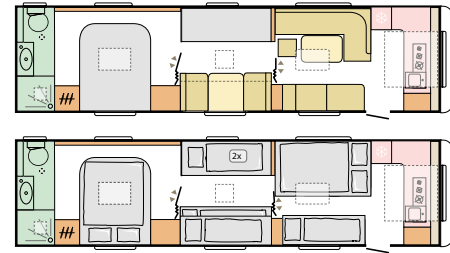
**753 UP**  
 L \* (mm) |   
 W 2460 (mm) | 6



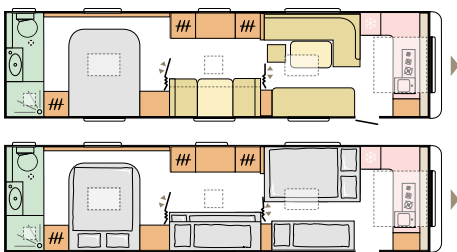
**763 UK**  
 L 8330 (mm) |   
 W 2460 (mm) | 8+1 opt.



**903 HT**  
 L 9637 (mm) |   
 W 2460 (mm) | 9



**903 HT Comfort**   
 L 9637 (mm) |  
 W 2460 (mm) | 7



\* in homologation proces

**KEY** features

- Aerodynamic exterior design with integrated features.
- Complex body, AL-KO or Knott chassis, with coupling stabilizer.
- Exclusive rear wall design with multifunctional full LED lights.
- Integrated wind diffusers, handles, tent profile, storage and lights.
- Extra-large in-line wider panoramic window on most layouts.
- Wide entrance door and double-glazed 'flat' tinted windows.
- Elegant interior design, with contemporary living spaces.
- Comfortable bed formats with real sprung mattresses.
- Adria digital panel, sound system, Bluetooth® amplifier & USB ports.
- Living and dining area, with outstanding comfort.
- Kitchen home-style design with great storage and best appliances.
- Elegant bathroom design with Alde Tower.
- Adria Alde heating system.
- Adria MACH.

**KEY** options

- MACH Plus.
- AL-KO or Knott trailer control system.
- LED silhouette lights.
- Lounge seat.

**SOFT** furnishings

Selection of textiles and decorative cushion sets.

Discover more at [www.adria-mobil.com](http://www.adria-mobil.com)

**TEXTILE** selection

URBAN GREYS (standard)



BLUE CRYSTALS




CHESTNUT GROW




LEATHER CHARLES




DREAM HARMONY




SUMMER VIBES



BROWNIES



GREY PLANET



MYSTIC GARDEN



WARM BROWNS

